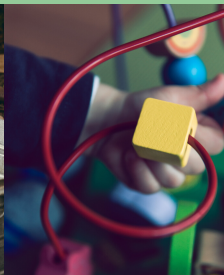




# Counting Activity Guide



**Kidco at Home** - PLAY & LEARN

## **ENCOURAGE YOUR CHILD TO TRACE NUMBERS AS THEY CHANT THESE FUN RHYMES!**

- For number one, “Straight down and your done, that is how  
we make a one”,
- Two: “around and back is all you do, that is how you make a  
two”
- Three: “around a tree, around a tree, that is how we make a  
three”
- Four: “down, across, and down some more, that is how we  
make a four”
- Five: “down, around, and put on a hat, a number 5 is made  
like that”
- Six: “All the way around with a little mix, that is the way we  
make a six”
- Seven: “Across then all the way down from heaven, that is  
the way we make a seven”



**Kidco at Home** - PLAY & LEARN


## LEARNING WITH TAPE

Create numbers with painters tape on the floor to explore each number.

Encourage your child to walk and count and draw over the number with their finger. Walk through forward and backwards. Then hop - on number 1 once, on number 2 twice, and so on.



**Kidco at Home** - PLAY & LEARN



## **ROLL & BUILD**

Provide your child with one or two dice to be able to roll, count and build the corresponding numbered tower. This activity provides endless learning opportunities while having fun!



**Kidco at Home** - PLAY & LEARN

## CLOUD HOPPING

Create this fun numbers activity that will reinforce counting as your child plays. Draw clouds on your driveway, sidewalk or porch and place a number in each one. Call out numbers for your child to fly like a plane or hop over to the cloud. This activity promotes number recognition and develops gross motor skills!




**Kidco at Home** - PLAY & LEARN

## NUMBER MAZE

Create a fun number maze to learn. After creating a maze with tape or painters tape on the floor or table, label it with numbers for your child to learn and work on. Invite them to drive cars or push pom poms along the lines through their maze - counting as they go.



**Kidco at Home** - PLAY & LEARN



## **INDOOR HOPSCOTCH**

Create a fun indoor hopscotch cut out of recyclables. Label with numbers from one to eight for your child to hop and play through while reinforcing numbers. Ask your child to add two numbers that they hop through as they play.



**Kidco at Home** - PLAY & LEARN

## **SORT & COUNT**

Create an amazing sorting tool by labelling used and cleaned out water bottles with numbers and colours to encourage counting and sorting. Supply pom poms and or buttons for this activity to help your child play & learn.



**Kidco at Home** - PLAY & LEARN





## **GRAB & MOVE**

Create a active counting game by labelling popsicle sticks with numbers and an action. Get your child moving and counting by 'grabbing' two sticks and hopping, skipping, jumping, stretching etc. the number of times represented on the stick they have chosen.



**Kidco at Home** - PLAY & LEARN

## LILY PAD HOP

This counting activity will encourage your child to move, count and have fun! Cut out a lily pad shape and write numbers from 1-10. Add circles to each lily pad to correspond with the number written on the lily pad. Have your child fill the circles with stickers that match the number. Stick the lily pads to the floor using painters tape... and start hopping!



**Kidco at Home** - PLAY & LEARN