







Mess Free Fingerprinting

Fingerprint in a Ziploc baggie is a great sensory activity for Infants & Toddlers!

Materials Needed:

-  Large Zip Lock Bag
-  Paper
-  Paint
-  Tape to seal the bag

Directions: Cut a piece of paper to fit inside of a large ZipLock Bag. Add a variety of coloured drops of paint to the paper just before sealing the zip lock bag. Tape the bag with the wet paint, to the floor on all four sides and watch as your child explores using all their senses. When done, lay flat to dry. For independent sitters, tape the baggie to their highchair tray. To preserve your little one's artwork, simply cut the edges off the Ziploc bag and then peel off the top of the artwork.

Learning Value: This activity develops hand eye coordination as well as other senses while your child explores pressing on the exterior of the bag, creating a mess free picture.

